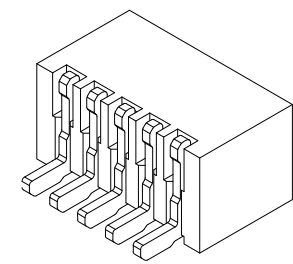
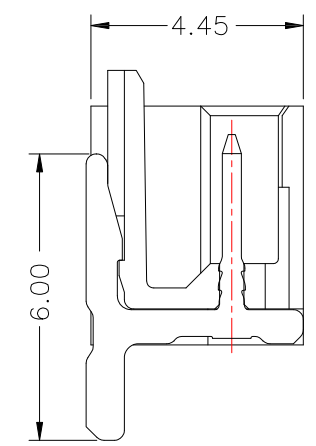
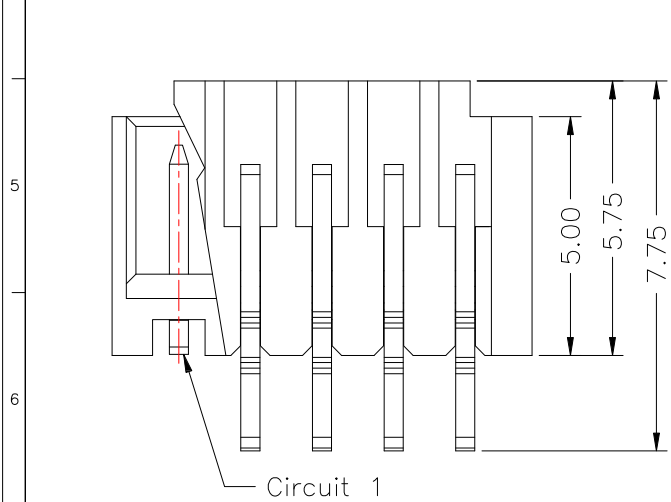


P.C.B LAYOUT MOUNTING PATTERN

PIN NO.	Dimensions	
	A	B
02	1.50	4.30
03	3.00	5.80
04	4.50	7.30
05	6.00	8.80
06	7.50	10.30
07	9.00	11.80
08	10.50	13.30
09	12.00	14.80
10	13.50	16.30
11	15.00	17.80
12	16.50	19.30
13	18.00	20.80
14	19.50	22.30
15	21.00	23.80



SPECIFICATIONS

- 1.Current rating : 3.0A , AC / DC
- 2.Voltage rating : 50V, AC / DC
- 3.Temperature rating : -25°C ~ +85°C
- 4.Insulation resistance : 100MΩ min.
- 5.Contact resistance : 20mΩ /Max
- 6.Withstand Voltage : 500V AC / minute

Material:

- 1.Housing : PA6T, UL94V-0
- 2.Contact : Brass,Tin over Nickel

ITEM NO.	DESCRIPTION	DRAWN	DATE



TOLERANCE UNLESS OTHERWISE STATED :
 Up to 5 ±0.2
 Above 5 ~ 15 ±0.3
 Above 15 ~ 30 ±0.4
 Above 30 ~ 50 ±0.5
 Angle ±0.3

3RD. ANGEL'S

UNITS MM

DRAWN BY:	DATE	MAT'L	TITLE	CONNECTOR
Jack Lu	10/27/15			
CHECKED BY:	DATE	FINISH	MODLE	WAFER 1.5 SMT 90度
Jacky Chen	10/27/15			
APPROVED BY:	DATE	SCALE	DWG NO.	WF-1500RSxx-S304
Tony Kao	10/27/15	1 : 1	PART NO.	WF-1500RSxx-S304
		SHEET NO.	1 of 1	

SIZE
A4
VER
R